All Rights Reserved

Materials and specifications are subject to change without notice.
Featured machines in photos may include additional equipment. See your XCMG dealer for available options.

FOR YOUR SUCCESS

XCMG European Sales and Services GmbH
Address: Europark Fichtenhain B 4,47807 Krefeld, Deutschland
Tel: +49 (0) 2151 8206 890
Fax: +49 (0) 2151 8206 899
E-Mail: info@xcmg-ess.de

XUZHOU CONSTRUCTION MACHINERY GROUP IMP. & EXP. CO., LTD
Address: No.1, Tuolanshan Road, Xuzhou Economic Developing Zone, Jiangsu, China 221004
Tel: + 86(0) 516 8773 9703
Fax: + 86(0) 516 8773 9230
E-Mail: europe@xcmg.com

www.xcmg.com

Mini Excavators
XE80E

STAGE V COMPLIANT



Rated power:54.6kW
Operating weight: 9.5t
Standard bucket capacity: 0.35m³





































INTRODUCTION OF XCMG

XCMG, as a leading enterprise valued of 100 billion RMB, with the largest scale, the best technology level, the largest export volume, and high competitiveness and influence in China's construction machinery industry, has been occupying the first place in China's construction machinery industry for decades, and it now ranks the third in the world industry and the 395th among the world's top 500 brands.

The main products by XCMG consists of 16 categories of equipment such as hoisting machinery, excavation machinery, concrete machinery, mining machinery, earth-moving machinery and road machinery, etc., as well as three categories of key components such as hydraulic system, transmission system and electric control system. Among above-mentioned, hoisting machinery ranks first in the world, and package solution of road construction and maintenance machinery, piling machinery and concrete machinery are among the first-class bloc in the world.

XCMG has accumulated more than 8000 approved patents, including more than 1900 invention patents and more than 130 PCT international patents. Entities of R&D centers, manufacturing plants or KD factories are in operation in more than 10 countries such as Germany, the United States, Brazil and India, XCMG has also acquired three European enterprises including Schwing in Germany. The Brazil manufacturing plant, with an investment of 350 million dollars to build up factories on a bare ground, has become a model of economic cooperation between China and Brazil. At present, XCMG products are exported to 187 countries and regions, covering 97% of the countries along "The Belt and Road" area. In export business to 35 countries, XCMG's proportion ranks NO. 1, with a steady first place within Chinese industry in terms of annual export volume and overseas income.

XCMG IN EUROPE

Since 1990s when XCMG was already a known brand within the industry in Europe, XCMG has been one of the major international manufacturers supplying products and service across the Continent. With its rapid development in recent years, XCMG is gradually building up an all-round network including: R&D department; local distribution, supply chain management and an integrated customer services and training center.

At present, XCMG has 3 subsidiaries in operation, with more than 100 multinational employees in Europe:

-ERC XCMG European research center GmbH **-EPC XCMG European purchasing center GmbH**

-ESS XCMG European sales and services GmbH

XCMG is also holding a resource of more than 100 branches by local dealers throughout the Europe, generating a whole value chain that is serving the entire European market, including sales, service, financing, used equipment recycle, etc.

We actively and continuously implement our globalization strategy. Our first-class international team has many years of professional experience and excellent cross-cultural management capability.

With a strong combination of expertise and practical experience in a multicultural context, we create real value and provide a high level of return on investment to our European customers.

High Performance from a Compact Size

Performance meets Efficiency

Designed to combine power and smoothness, the XE80E is ready to take on the challenge. This short-tail two-piece boom machine can easily perform on your jobsites even in confined spaces. Its versatility is enhanced by two standard hydraulic circuits (AUX1 & AUX2) and precise oil flow control. High digging and lifting performance together with smooth driving performance make this XE80E complete.

- The Kubota V3307 Stage V common rail diesel engine with EGR, DOC, and DPF technology matches excellently with our improved hydraulic load sensing system. This combination ensures fuel-efficientand smooth control, regardless of its load.
  Our powerful XE80E thus has become more fuel efficiency even under heaviest circumstances and is a pleasure to operate.



Compact design

The boom swing function together with the short tail swing allows you to work in very narrow areas. The left and right boom swing angle is respectively 62° and 50°, which makes the XE80E easy capable to realize complex tasks in difficult operation conditions like digging parallel to a wall in a narrow driveway.



Two Piece boom design

The XE80E equipped as a two-piece boom so you can take on tougher jobs in a wider range of sites. Furthermore, with it's easy to control and smooth operation the extra versatility even under difficult working conditions minimizes operator fatigue.

In full control of your hydraulic system

The XE80E is standard equipped with proportional controlled AUX1 and AUX2 lines and has quick coupler lines standard available. From the monitor you can program multiple attachments.

Safety first

Together with the blade-holding valve, we provide the boom and arm safety valves as a standard configuration. It will make sure that you can handle all you are digging and lifting tasks in the safest way.

Operational Comfort

Ergonomic and Comfortable

The XE80E is designed to provide you with the best working conditions. The cab has a wide entrance door, which makes it more accessible. The OPG/TOPS/ROPS(ISO 3471) cabin maximizes your safety.

1. Safety lever
2. Color LCD monitor
3. Operation stick
4. Suspension seat
5. Hammer
6. Air conditioning
7. Proportional hydraulic joysticks
8. Foldable walking pedal
9. Arm Rest



Easy Access for Maintenance

Easy Service Access

Our XE80E was developed with particular attention to easy service access. With a single access point for the daily maintenance of all main components, fuel level gauge, and refueling through the lockable cap.







One-sided Engine Maintenance

The XE80E is designed for lower maintenance cost with longer service intervals - resulting in more machine availability on-site. Meanwhile, skilled XCMG-trained technicians are available to provide extra support when needed.



1. Coolant
2. Air filter
3. Radiator
4. Engine postprocessor

Technical Specifications

Engine

	XE80E
Make/Model	Kubota/V3307CRTE5
No. of cylinders	4
Rated power at 2200 rpm	54.6
Max. torque at 1500 rpm	265
Idle (low - high)	1200-2000
Piston displacement	3,3L
Bore × stroke	94mm x 120mm
Starter	12V/3,0kW
Batteries - Alternator	12V/3,0kW
Air filter	Double element with automatic dust evacuation

Fluid capacities

	XE80E
Fuel tank	130L
Cooling system (radiator capacity)	14L
Hydraulic oil tank	110L
Engine oil	10L
Swing drive	0,5L
Travel device	2X1,3L

Environment

Noise levels comply with environmental regulations (dynamic values).

• Noise emission

	XE80E
Noise level LwA	
Guaranteed	99
Measured	99
Operator LpA	
	72

Undercarriage

X-type undercarriage. The heavy-duty crawler chassis is very resilient with its fully welded, stress-free structure.
Long service life is ensured by the use of first-class materials: hydraulic chain adjusters with shock-absorbing return springs, lifetime-lubricated track rollers and idlers.

• Number of rollers and track shoes per side

	XE80E
Upper rollers (standard shoe)	1(140mm)
Lower rollers	5(140mm)
Number of links & shoes	40
Overall track length	2899mm

Hydraulic system

This XCMG design allows independent and combined operations of all functions by hydraulic piloted controlled levers.

• Pump

	Type	Displacement (cm³/rev)	Max.flow @2100rpm (l/min)	Relief valve pressure (kgf/cm²)
Main(load sensing)	Load sensing pump	104.3	219	326.4

• Maximum system pressure

	XE80E
Boom/arm/bucket	316
Work/travel	310
Swing	240

Swing mechanism

High-torque, axial piston motor with planetary reduction gear bathed in oil. Swing circle is single-row, shear type ball bearing with induction-hardened internal gear.
Internal gear and pinion gear immersed in lubricant. Equipped with an automatic multi-disc slew brake.

• Swing system

	XE80E
Max. swing speed	12 rpm
Max. swing torque	364kgf.m
Boom swing angle L/R	62/50

Drive

Each track is driven by an independent, high-torque, axial piston motor through planetary reduction gears. Two control levers provide smooth travel or counter_rotation upon demand.

• Speed & traction

	XE80E
Travel speed (low - high)	2.7-4,9km/h
Maximum traction force	64kN
Gradeability	70%/35°

Digging forces (ISO 6015)

At power boost.

	XE80E
Digging force, standard arm (ISO 6015)	41kN
Digging force, bucket (ISO 6015)	64kN

Hydraulic Cylinders

	Quantity	Bore×rod diameter×stroke(mm)
boom	1	110x75x922
Arm	1	95x60x885
Bucket	1	85x55x742
Dozer	1	120x80x157
Boom swing	1	110x65x592

Weight

With 1.82 m arm and 0.35 m³ bucket

	Shoe width (mm)	Operating weight (kg)	Ground pressure (kPa)
Rubber	450	8900	39,3
Steel	450	9500	42,8

Lifting Capacities

XE80E

■ Cab • standard arm (1820 mm) • standard counterweight and additional counterweight• without bucket

Lift Point Height	Over Front							Over Side							Max Radius (Mm)
	Lift At Max Radius (kg)	1.0 m	2.0 m	3.0 m	4.0 m	5.0 m	6.0 m	Lift At Max Radius (kg)	1.0 m	2.0 m	3.0 m	4.0 m	5.0 m	6.0 m	
6m	1768			3436	2410			1424			3167	1985			4000
5m	1333			2712	2471	1722		1075			2712	1991	1395		5000
4m	1136				2406	1697	1268	914				1928	1371	1024	6000
3m	1034					1639	1247	829					1316	1004	6000
2m	987					1570	1214	789					1251	973	6000
1m	980					1513	1183	783					1196	943	6000
0m	1016					1480	1164	811					1165	925	6000
-1m	1077				2009	1474	1166	883				1556	1160	927	6000
-2m	688				1639	1293		688				1586	1182		5000

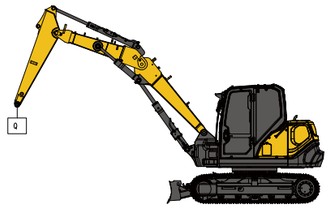

: Over front
: Over side or 360°

1. The lifting capacity is based on the ISO10567 standard.
2. * = The maximum lifting capacity is limited by the hydraulic capacity of the machine.
3. The lifting capacity does not exceed 87 % of the hydraulic capacity or 75 % of the tipping load with the machine on level and firm ground.
4. The operator should be familiar with the machines operating- and maintenance manual. Local regulations concerning the safe operation of machinery must be followed at all times.
5. The lift diagrams only covers machines that are originally built by XCMG: without lifting chains and any other lifting equipment.
6. When the excavator is used to lift or handle materials, it must comply with local regulations and be equipped with the necessary hose burst valves and an overload warning device complying with EN474-5.

Dimensions & Working Range

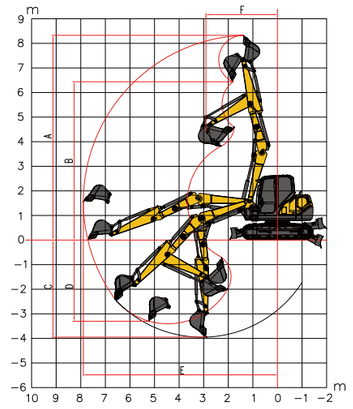

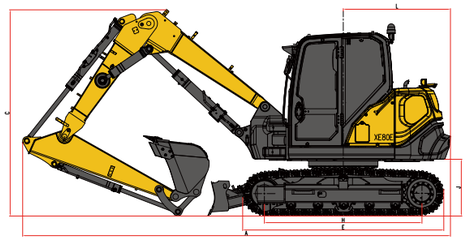

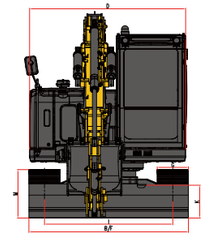

■ Working range

		XE80E
A	Max. digging height	8325mm
B	Max. dumping height	6440mm
C	Max. digging depth	3945mm
D	Max. vertical wall digging depth	3300mm
E	Max. digging reach	7890mm
F	Min. swing radius	2910mm

■ Dimensions

		XE80E
A	Overall length	6170mm
B	Overall width	2300mm
C	Overall height	2975mm
D	Width of platform	2250mm
E	Length of crawler	2900mm
F	Overall width of chassis	2300mm
G	Width of crawler	450mm
H	Track length on ground	2272mm
I	Crawler gauge	1850mm
J	Clearance under counterweight	818.5mm
K	Min. ground clearance	386.5mm
L	Min. tail swing radius	1450/1545mm
M	Height of track	698mm

Standard and optional equipment

■ Engine

Kubota Engine V3307, EU Stage V, EGR, DPF	●

■ Hydraulic system

Single or dual way pipeline (AUX1)	●
Dual way pipeline (AUX2)	●
Third oil return pipeline	●
Hydraulic quick coupler line	●
Fingertip proportional control	●

■ Cab & interior

TOPS/ROPS	●
OPG	○
Mechanical suspension seat	●
Wear-resistant textile suspension seat with retractable belt	○
Air conditioning	●
Color LCD monitor	●
AM/FM radio with Bluetooth	○
DAB radio with Bluetooth	●

■ Safety

Boom, arm and dozer cylinder safety valves	●
Travel alarm	●
Rotating beacon	●
Engine overheat warning and restart prevention system	●
Quick coupler switch with alarm	●
Emergency stop switch	●
Front and top cab protection	○
LED work lights (2 on cab-front, 1 on cab-rear, 2 on boom)	●
Rear camera	●

■ Undercarriage

Fixed undercarriage	●
Dozer blade	●
Tie down bracket	●
Rubber tracks 450 mm	●
Steel tracks 450 mm	○
Track rubber block	○

■ Other

Standard arm 1820 mm	●
General purpose bucket 0.35 m^3	○
Quick coupler, attachments such as hammer, clamshel	○

Standard: ●
Optional: ○

·Some of this standard or optional equipment may not be available for certain markets.
·Pictures may include attachments and optional equipment that are not available in your area.
·Materials and specifications are subject to change without advance notice.
·Please contact your local XCMG dealer for more information on availability or to customize your machine to suit your applications requirements.

Optimum services， XCMG Guaranteed



XCMG-approved attachments



Genuine parts



Extension of warranty



Financial solutions



Maintenance contract



Telematics

Professional Integrated Complete Solutions

The XCMG group has built a strong reputation based on the quality, reliability and durability of its construction machinery. What's more, XCMG has gradually established a service network to constantly provide its local integrated and highly efficient complete solutions for all customers.



Full Range of Services Ready for you

In order to respond to your needs as fast as possible, XCMG experts are on their way to your job site from one of our facilities near you. Full range of services are available in order to reduce your total cost of ownership and increase your revenue.

XCMG Global Spare Parts System

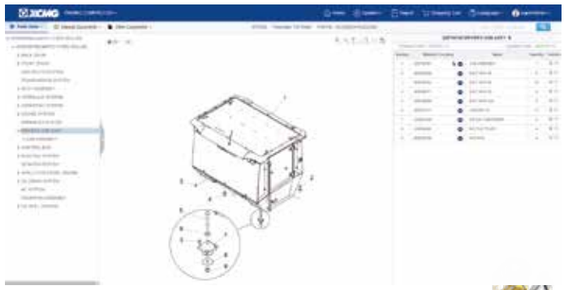

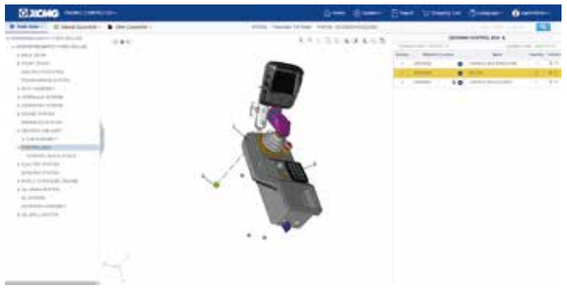



Mobile cranes



Excavators



Aerial work platforms



Wheel loaders



Road machinery

















