Dimensions

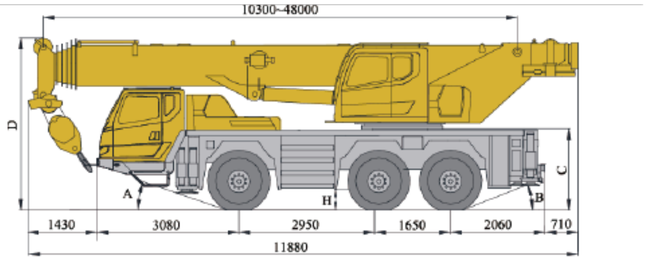

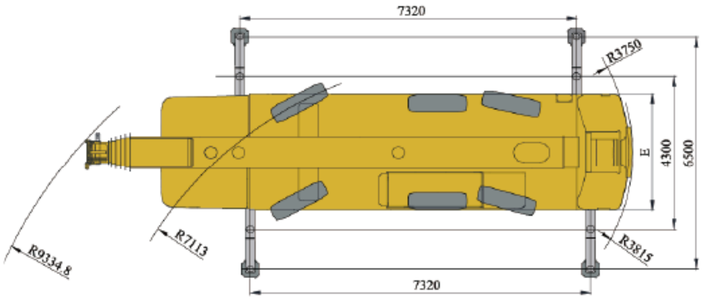

	A (°)	B (°)	C (mm)	D (mm)	E (mm)	H (mm)
385/95R25 (14.00R25)	19	21	1750	3755	2550	330
445/95R25 (16.00R25)	20	23	1800	3805	2550	380
525/80R25 (20.5R25)	20	23	1800	3805	2700	380

All Rights Reserved

Materials and specifications are subject to change without notice.
Featured machines in photos may include additional options.
Check with your XCMG dealer for the configuration.

XCMG
SOLID TO SUCCEED

XCMG European Sales and Services GmbH
Address: Europark Fichtenhain B 4,47807 Krefeld, Deutschland
Tel: +49 (0) 2151 8206 890
Fax: +49 (0) 2151 8206 899
E-Mail: info@xcmg-ess.de

XUZHOU CONSTRUCTION MACHINERY GROUP IMP. & EXP. CO., LTD
Address: No.1, Tuolanshan Road, Xuzhou Economic Developing Zone, Jiangsu, China 221004
Tel: + 86(0) 516 8773 9703
Fax: + 86(0) 516 8773 9230
E-Mail: europe@xcmg.com

www.xcmgess.de

PRODUCT BROCHURE

CE



XCA60_E

ALL TERRAIN CRANE

XCMG
SOLID TO SUCCEED
www.xcmgess.de

Highlight

Heavy-duty single-transverse arm independent suspension system

- The independent bounding left and right wheels are self-adaptive to road conditions to effectively improve the maneuvering stability during high-speed steering and realize excellent off-road performance on narrow and rugged roads.

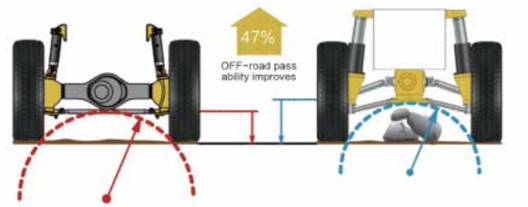



Good maneuverability

- Plunger pump load-sensing control system, more than 15% of fuel can be saved, effectively lowering oil temperature with high safety.
- Dual-pump separate and confluence control technology improves the working efficiency by more than 10%,less working time and lower cost.
- Precise flow control. Winch adopts high-performance motor, and the minimum stable lifting speed is 2.5m/min.
- The low-speed high torque slewing system is adopted, and the minimum stable slewing speed is 0.1° /s.

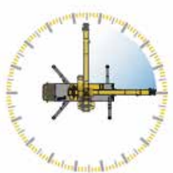

Minimum speed of slewing : 0.1° /s



Minimum speed of winch 1.5-2.5m/min



Good maneuverability

Technical Parameter

Dimensions

Length × Width × Height	11880×2550×3755 mm(14.0R25) 11880×2550×3805 mm(16.0R25) 11880×2700×3805 mm(20.5R25)
Axle load	2950+1650 mm
Track (Front/ Rear)	2150 mm(14.0R25) 2084 mm(16.0R25) 2155(20.5R25) mm
Tyre specification	Standard: 385/95R25 (14.00R25) Optional: 445/95R25 (16.00R25) 525/80R25 (20.5R25)
Front/ Rear overhang	3080/2060 mm
Front/ Rear extension	1430/710 mm

On road/off road axle load

Total Weight						
≤36 t	385/95R25	6x6x6	≤12 t	35 t	2.7 t	×
≤46 t	385/95R25	6x6x6	≤16.5 t	35 t	12 t	16 m
≤47 t	445/95R25	6x6x6	≤16.5 t	35 t	12 t	16m

standard with eddy current retarder

Engine

Model	OM470LA,EU Stage V
Fuel tank capacity	260 L
Engine rated power	280 kW /1600 rpm
Max. output torque	1900 N.m/1300 rpm

Travel

Max. travel speed	85 km/h
Min. travel speed	3 km/h
Min. turning diameter (on road driving)	14.2 m (14.00R25) 16.5 m (16.00R25/20.5R25)
Min. ground clearance	330 mm (14.00R25) 380 mm (16.0R25/20.5R25)
Approach angle	19° (14.0R25) 20° (16.0R25/20.5R25)
Departure angle	21° (14.0R25) 23° (16.0R25/20.5R25)
Braking distance(at 30 km/h)	≤10 m
Max. grade ability	70 %(14.0R25) 63 %(16.0R25/20.5R25)
Fuel consumption per 100 km	49 L



Main performance

Max. total rated lifting capacity	60 t
Min. rated working radius	2.1m

Max. load moment

Base boom	1858 kN.m
Fully-extended boom	894 kN.m
Fully-extended boom + Jib	529 kN.m

Outrigger span

Longitudinal	7.32 m
Lateral	6.5 m

Hoist height

Base boom	10.2 m
Fully-extended boom	48 m
Fully-extended boom + Jib	63 m

Boom length

Base boom	10.3 m
Fully-extended boom	48 m
Fully-extended boom + Jib	64 m

Working speed

Boom raising from −1° to 81°	38 s
Boom fully extended	310 s
Max. slewing speed	1.5 rpm

Outrigger

Beam-Retracting	20 s
Beam-Extending	20 s
Jack-Retracting	60 s
Jack-Extending	30 s

Hoist speed

Main winch	135 m/min
Auxiliary winch	135 m/min

Hook blcok

Standard	5 t / 15 t / 35 t
Optoinal	60 t

Load/Height Chart

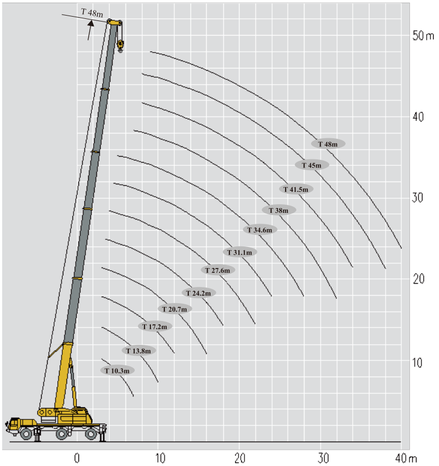

EN t

	10.3 m*	13.8 m	17.2 m	20.7 m	24.2 m	27.6 m	31.1 m	34.6 m	38 m	41.5 m	45 m	48 m	
2.1	60.0												2.1
3	54.6	42.3	41.5	35.0									3
3.5	49.9	42.2	41.0	35.0	30.0								3.5
4	44.5	41.4	38.5	35.0	30.0	25.0							4
4.5	39.8	38.0	35.0	33.5	29.0	25.0	20.0						4.5
5	36.4	35.2	33.3	31.5	28.0	25.0	20.0	15.0					5
6	31.6	30.0	29.8	28.5	27.2	25.0	19.9	15.0					6
7	26.5	25.3	26.0	25.5	24.7	24.2	18.7	15.0	12.8				7
8		21.5	22.5	21.5	22.0	21.0	17.7	14.8	12.6	10.8	8.7		8
9		18.3	18.5	18.5	18.5	18.0	15.9	14.2	12.2	10.4	8.7	7.1	9
10		15.7	15.8	15.9	15.7	16.0	14.6	13.3	11.5	9.8	8.5	7.1	10
12			14.4	12.2	12.2	12.0	11.9	11.1	10.2	9.0	7.6	6.9	12
14			12.1	9.9	9.7	9.7	9.4	9.3	8.8	7.8	6.7	5.9	14
16				8.0	8.1	8.1	7.7	7.6	7.6	6.8	6.3	5.7	16
18					6.7	6.8	6.6	6.5	6.0	6.2	5.5	5.0	18
20						5.8	5.9	5.5	5.5	5.4	5.0	4.4	20
22						2.0	5.1	4.9	4.8	4.6	4.4	4.0	22
24							4.4	4.2	4.1	3.9	3.6	3.6	24
26								3.7	3.5	3.5	3.2	3.0	26
28								3.3	3.0	3.0	2.7	2.6	28
30									2.6	2.6	2.4	2.2	30
32									2.3	2.2	2.0	2.0	32
34										1.9	1.7	1.7	34
36											1.5	1.5	36
38											1.2	1.2	38
40												1.0	40

*: over rear